



STRUXURE™  
OUTDOOR






To define spaces





## Contents

- 04 Possibilities
- 06 History
- 08 Craftsmanship
- 10 Pivot System
- 12 Slide System
- 14 Quality Materials
- 16 Durability
- 18 Solutions for your Space
- 20 Range of Motion
- 22 Commercial Spaces
- 26 Residential Spaces
- 28 Technology & Operations
- 30 Somfy App
- 32 Environmental Innovation
- 36 Warranty
- 38 StruXure Care
- 40 Basic Components

 We bring the indoors out, changing the way people live with design and innovation.

Visit us today at  
[www.struxure.com](http://www.struxure.com)

or call us for more information  
**(800) 303-5248**





Open up

# The Possibilities

One of the fastest growing industries over the past decade.

Popular programming on networks like HGTV and DIY, dedicated to decorating and home improvement, now educates and inspires homeowners about all the possibilities for transforming their homes.

As the trend of moving indoor rooms outdoors grew, creating unique ways to manage the elements like sun and rain became key to making these spaces more usable. Traditional architecture provided some fixes, but came with limitations and drawbacks. The industry was hungry for a better answer.

That's why StruXure created the perfect solution to controlling the effects of weather. We designed, engineered and patented the highest quality product





for improving outdoor living. Today, as the leading innovators in shade and shelter products, we continue to push the envelope, incorporating advanced technology and building materials into our latest designs. No other system offers this level of quality and technology.

Now let's talk about your space. We want to help you create an outdoor living area that you'll enjoy for years. A space to enjoy good times with friends and family. A space that reflects your personality and sense of style. A space that's protected from the elements so it's comfortable year round. A space that's as functional as it is beautiful.



## A history of **Innovation**

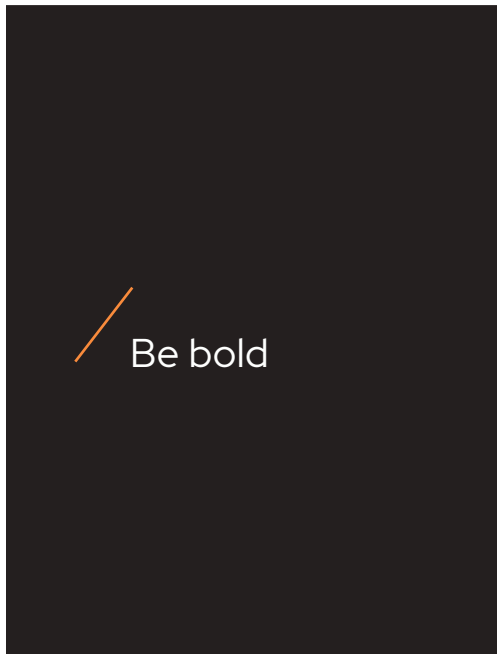
We aren't kidding when we say that StruXure Outdoor Inc. is rooted in innovation. Company founder, CEO, and Chief Product Architect, Scott Selzer was a middle-school teacher with a part-time remodeling business on the side. He specialized in building decks and pergolas, refinishing basements, and tackling other home improvement projects for his clients. When he was asked to find a solution for creating an outdoor shade structure that would still allow sunlight to penetrate the adjacent home's interiors, Scott went on an exhaustive search, eventually concluding that the caliber of product he was seeking didn't exist. Never one to settle, Scott decided to design and build his own product, a pivoting louvered-roof structure that the user could control. Little did Scott know that he had begun a journey that would lead to one of the fastest growing\* privately held companies in the United States.

What began as Adjustable Patio Covers, a company focused on improving outdoor spaces, and the first to bring an adjustable louvered system to the East Coast, evolved into Arcadia Building Products, before becoming StruXure Outdoor in December 2018.





StruXure was named Inc. 500 Fastest growing private companies list 2019, 2018, 2017, 2016, & 2015, and Entrepreneur 360 list 2019, 2018, & 2016.



The Pivot was our first company offering in 2011, a structure designed and engineered to withstand all types of weather conditions. Scott continued to find ways to re-design, innovate, and patent even higher quality products, adding the Slide in 2016 and the Pivot XL in 2018. Steady growth led us to move into a new state-of-the-art manufacturing facility and corporate headquarters just north of Atlanta, GA in 2016. We also expanded operations from our existing Southern California office to a much larger West Coast Fulfillment Center and Showroom, located just outside of Las Vegas, NV, in the fall of 2017. StruXure has future plans to open additional distribution facilities to keep up with our growing national dealer network. With StruXure dealers from Canada to the Caribbean, we are poised and ready to lead the way to more innovative outdoor living across North America and beyond.

We are proud of our roots, which is why StruXure still holds true to our core values: quality, customer service, and innovation. In pursuit of building a great company, we recognize that good isn't good enough. That's why we will never compromise the quality of our products. We also know that to be great we must offer impeccable customer service to our dealers and their customers. StruXure is continually expanding our technology and design, with a focus on architectural innovation and leading-edge building materials. Our next generation of products will continue to evolve and break new ground. As the leader in automated shade and shelter, our mission is to enhance outdoor living and exceed people's expectations for what an outdoor lifestyle really means.



# Designed, Fabricated & Assembled


by American Craftsmen,  
to your exact specifications.

**StruXure luxury systems are Manufactured  
entirely in the U.S. by American workers,**

who take great pride in what they do. Our team of people really cares and is passionate about building the best system made – and that dedication shows in the beauty and quality of all our products.

Each StruXure system is engineered to exceed all standards and expectations. They're designed to meet Florida's stringent hurricane codes, as well as withstand heavy snow loads in the cold of winter. Plus, each StruXure system is fabricated and powder coated to order, made to exact specifications, which makes for a better fit and finish and a cleaner looking system.

Ideal for any outdoor living areas, such as patios, decks, lanais, verandas, entryways, courtyards, outdoor kitchens, swimming pools and spas. It's a perfect enhancement for patron comfort at country clubs, restaurants, hotels, resorts, theme parks and sports venues. Select from a variety of available colors, materials and finishes to complement any architectural style and conform to your aesthetics.



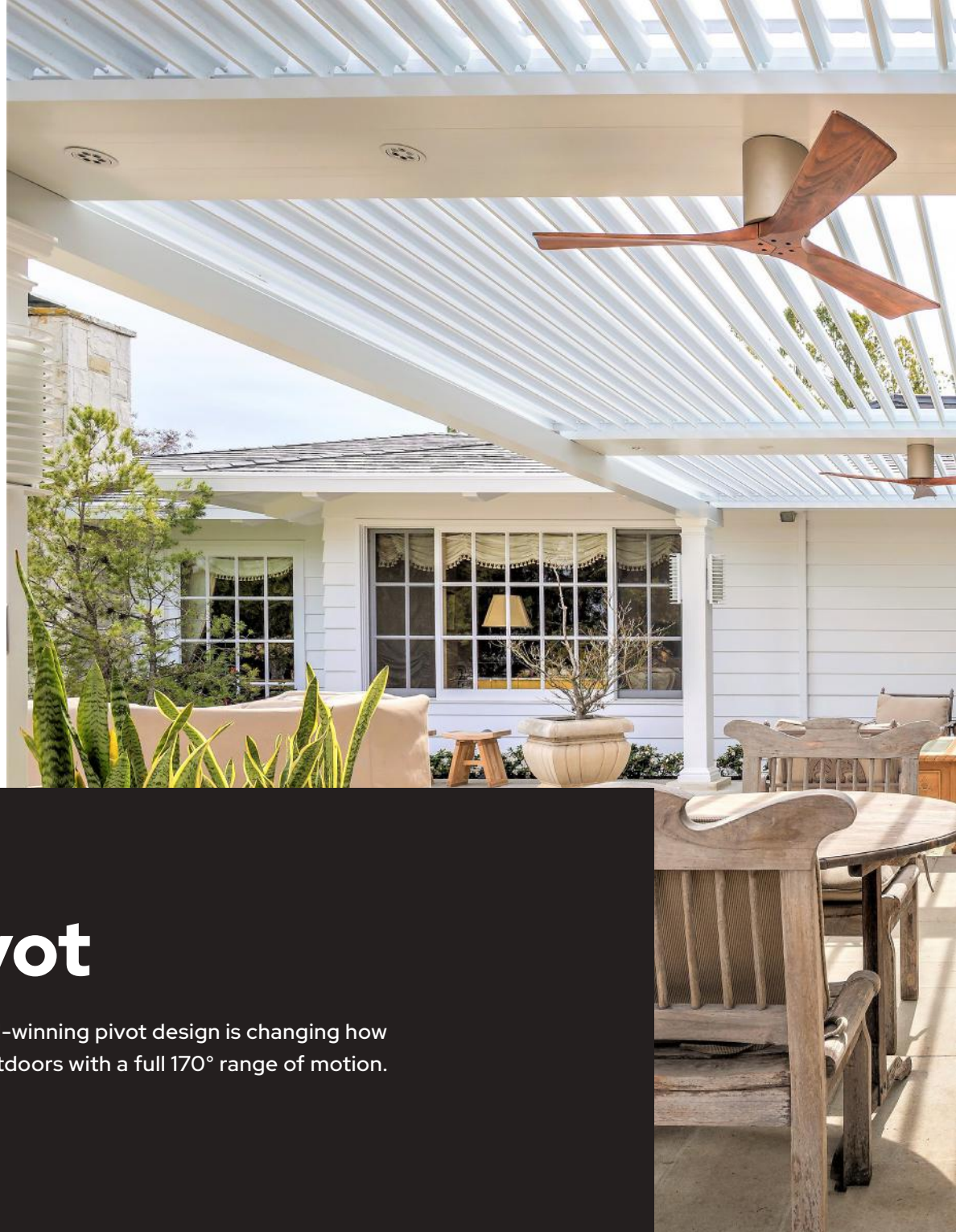






**The original StruXure system has been improved and perfected since its inception in 2011.**

Its award-winning pivot design gives a full 170° range of motion to provide a cool oasis, regardless of the sun's position. Now available with StruXure's Somfy technology, the Pivot can intuitively control the effects of the weather to enhance your outdoor lifestyle.



## Pivot

The award-winning pivot design is changing how we live outdoors with a full 170° range of motion.





### **Closed**

When closed, the patented louver design interlocks, providing a solid shelter from rain. Water is pitched into the system's 360° integrated gutter.

### **Angled In**

Shaded space provides protection from the harmful effects of the sun. The Pivot provides SPF protection and allows you to spend more time outdoors without added sun exposure.

### **Opened**

Allow maximum light into your space with the louvers fully opened. Minimizes resistance and uplift in high winds.

### **Angled Out**

Angled louvers provide cool shade and air flow without blocking your blue sky view.





We listened to our customers' feedback and challenged our design team to do what no other louvered structure can do: give you full sky. The StruXure Slide gives you the ability to open the space above you while maintaining the versatility of the Pivot. By combining these two features, the Slide has totally revolutionized the way we view outdoor living. Now, the sky's the limit.

We can design a StruXure Slide in larger spaces, where a full sky view can provide an impressive visual and eliminate the barrier between you and a beautiful day. With the push of a button, simply slide one pivot zone above another to open up your space. Then, when you're ready, close the Slide and return it to the full functionality of an StruXure Pivot.







# Slide

That driving-with-the-sun-roof-open  
feeling, now for your patio.



**Each StruXure system is a work of art, constructed with care and attention to every little detail.**

# High Quality Building Materials

Our goal is to give you the strongest, most durable system on the market today. That's why every StruXure system is constructed from fully-extruded aluminum and stainless steel components. The Smart Motor drive system that powers our designs is made by Somfy and UL and CE certified.

When it comes to finish, we believe a premium product deserves a premium powder coat. We use a premium architectural grade powder coat on all our standard components. Our process demands a more thorough pre-treat process to prep for better adhesion. This is critical when combating the effects of salt water, chlorine and other environmental conditions. StruXure delivers a higher quality standard finish because our customers demand – and deserve – the best.



Gray

White

Bronze

Beige

Adobe

Black

6 Standard Colors Available or  
Choose a Custom Color.  
Now Offering Woodgrain Options.



Colors to

# Complement Any Space

The StruXure system features six standard color options that can enhance almost any architecture. For unique instances where standard won't do, we are able to provide thousands of custom colors for the perfect match. A chemical textured powder coat makes a more scratch-resistant surface, while giving it a matte finish that is extremely on-trend for outdoor design today.

Extruded aluminum

# Withstands the Elements

## Lightweight

Aluminum weighs less by volume than most other metals and materials.

## Strong

Aluminum profiles can be made as strong as needed for most applications.

## Non-Corrosive

Aluminum does not rust.

## Resilient

Aluminum combines strength with flexibility and can flex under loads or spring back from the shock of impact.

## Reflective

Highly reflective aluminum can be used to shield products or areas from light, radio waves or infrared radiation.







## With strength comes durability

The only fully extruded aluminum louvered roof system on the market today.

### Non-Combustible

Aluminum does not burn and, even at extremely high temperatures, does not produce toxic fumes.

### Recyclable

Aluminum retains a high scrap value. It can be recycled indefinitely without losing any of its superior characteristics.

### Accepts Finishes

Aluminum can be finished with a variety of common techniques, including liquid paint, powder coatings, anodizing or electroplating.



Each StruXure can be customized to meet virtually any existing architectural elements.

# Solutions for Your Space

StruXure's philosophy is "if it can be designed and engineered, we will build it." Truly amazing designs can be created to meet your exact requirements—however demanding, unusual or eccentric. We take pride in making your StruXure system one of a kind. With so many options and limitless possibilities, how do you know where to begin? Our product specialists can help you design an StruXure for your outdoor space that is uniquely yours.

**Ceiling Fans**

**Accent Lighting**

**Custom Colors**

**Wood / Faux Cladding**

**Custom Columns**

**Cornice Style Facade**

**Pergola Cuts / Corbel Ends**

**Motorized Solar Screens**

**Outdoor Curtains**

**Outdoor Heating & Cooling**







# Range of Motion



## Range of Motion

**170°**

Manual Operation

**140°**

Motorized

The StruXure Pivot and Slide give you the power to control the way sun and rain affect your outdoor living space.

We designed our StruXure Pivot to create shade in any space, regardless of position of the sun. Our quiet linear drive system is smooth and efficient in moving the louvers from zero to 170° for manual operation and 140° for motorized. This range of motion provides complete control over both light and weather in your outdoor environment, so your plans can stay as flexible as our systems.

Your perfectly-angled louvers allow for excellent air flow, creating a cool, comfortable outdoor space, where it's possible to enjoy both the feel of the shade and the beauty of a clear blue sky. We like to think of it as the best of both worlds.





## Gutter System

When the system is closed, our interlocking louvers channel water into a fully extruded aluminum gutter system. Our 360° gutter design provides more efficient water management when the louvers are closed.












Commercial







Commercial







Residential





Residential











Gutters



Louvers



Beam Chases  
(Can Lights, etc.)



Posts & Beams



## Seamless Operation

Everything is designed to work in unison.  
The result is fingertip control and a dynamic connection with your outdoor space.



# Advanced Technology and Operations

## Somfy Technology (RTS)

Smartphone App

## Sensors

Rain/ Snow/ Ice/ Wind Programmability

## Manual Operation

Optional

## Electric

Optional

## Motorized Drive System

CE Certified

## StruXure Care

Preventative Maintenance & Cleaning





# Thinks On Its Own

with Artificial Intelligence

Welcome to the smarter side of outdoor living. The StruXure Outdoor app by Somfy provides the ultimate control of your outdoor living environment from the palm of your hand. It's just one of the ways StruXure continues to innovate, continually perfecting our products through applied design and advanced technology to provide the best customer experience.

StruXure Outdoor app by Somfy®  
Technology provides users with a variety  
of programming options including:

## Remote Control with WiFi App

(use both together)

## Home Automation Compatibility

use the same controls to automate both the  
pergola/structure and motorized screens

## More Sensors

rain, wind, snow/ice, freeze

## Voice Control

(Amazon Alexa integration)

## Programmability

(different times of the day)

## Full Range of Radio Controls

## Technical Support

## Training Support

## 5 Year Full Warranty





Program & control your system with the StruXure Outdoor App by Somfy.







## Optional Rain, Snow, Ice Sensors

Our sensors can be set to automatically open and close the system depending on the weather conditions. The rain sensor closes the system, to protect you from the weather. The snow and ice sensors open the system to alleviate any snow build up to continue use of your system.





## Wind Sensors

This setting can sense excessive wind speeds and fully open the louvers to minimize uplift, allowing the air to flow through the system freely. This mode overrides all other function so the louvers stay open until the storm passes.

## Control Louvers with the Push of a Button

Control your system with a hand held remote or wall switch. Upgrade to Somfy's MyLink™ and control your system via any smart device.









# Environmental Innovation

StruXure is proud to continue its tradition of environmental innovation. Using sustainable building materials, we've created the strongest, lightweight StruXure that is virtually maintenance free. From the selection of our building materials to our innovative designs and lean production methods, StruXure is committed to operating as a sustainable business and reducing its overall environmental impact.



## Eco-Friendly Design

Each StruXure system is manufactured in the U.S. and fabricated with recycled aluminum, making it an extremely green product. The louvers can be oriented in any direction desired for maximum control over sunlight. That means in the winter, you can let sun through to provide warmth and light to adjacent rooms. In the summer, you can angle your louvers to provide energy-saving shade. At any time of year, rain water can be reclaimed from closed louvers and used to water plants. In every season, there's a reason to love StruXure's eco-friendly design.



# Limited Lifetime Warranty

StruXure Outdoor Inc. extends a transferable limited warranty to the structural components and movable accessories of our products.

StruXure warrants our products for the lifetime of each product against manufacturer's defects in materials.

15 years


Structural Components

10 years

Manual Operator

5 years

Electrical Components,  
Drive Motor, & Symmetry









# StruXure Care

Think of it like changing the oil in your car or taking it to a carwash for a detail. You want to take care of your investment. StruXure Care is a planned preventative maintenance and cleaning program generally performed once or twice a year that's designed especially for your StruXure system. This program will allow you to keep your StruXure operating at peak performance, so you may enjoy it for many years to come.

Members of the StruXure Care Preventative Maintenance Program enjoy the standard coverage offered by the general StruXure Product Warranty, plus the following add-ons:

**Testing of Moving Parts**

**General Wear and Tear Checked**

**Comprehensive Cleaning of Louvered Roof**

**System Gutter Cleaning**

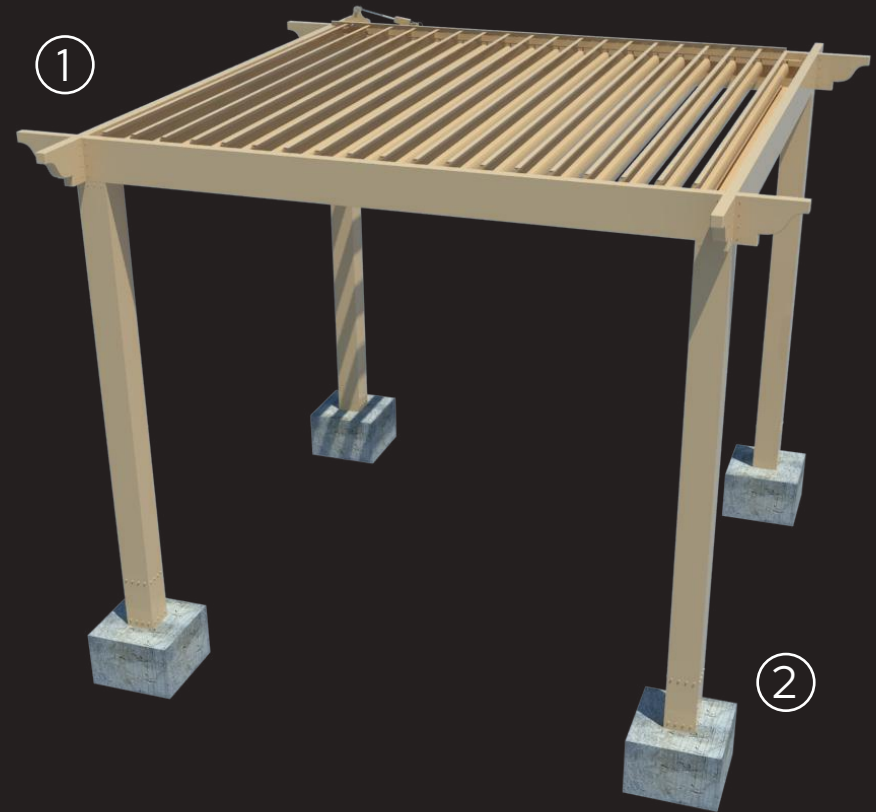




Please contact the dealer that installed your system for more details and pricing. Joining is optional. (Not all Authorized StruXure Dealers participate in StruXure Care, please check with your local dealer.)



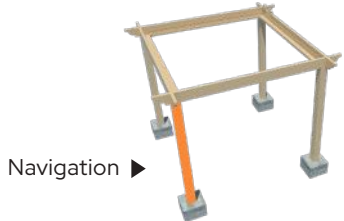
# StruXure Pivot in its Simplest Form

## Architectural Overview






# Basic Components




## Post

- A** Column 4" x 4" x .125"  
Column 4" x 4" x .250"
- B** Column 6" x 6" x .125"  
Column 6" x 6" x .250"
- C** Column 8" x 8" x .188"



## Post Bases & Bracket

- D** Post Bracket 4" x 4"
- E** Post Bracket 6" x 6"
- F** Post Bracket 8" x 8"
- G** Post Base Bracket 6" x 6"





# Beams

Standard Size

**H** 2" x 10" x .125"

**I** 2" x 8" x .125"

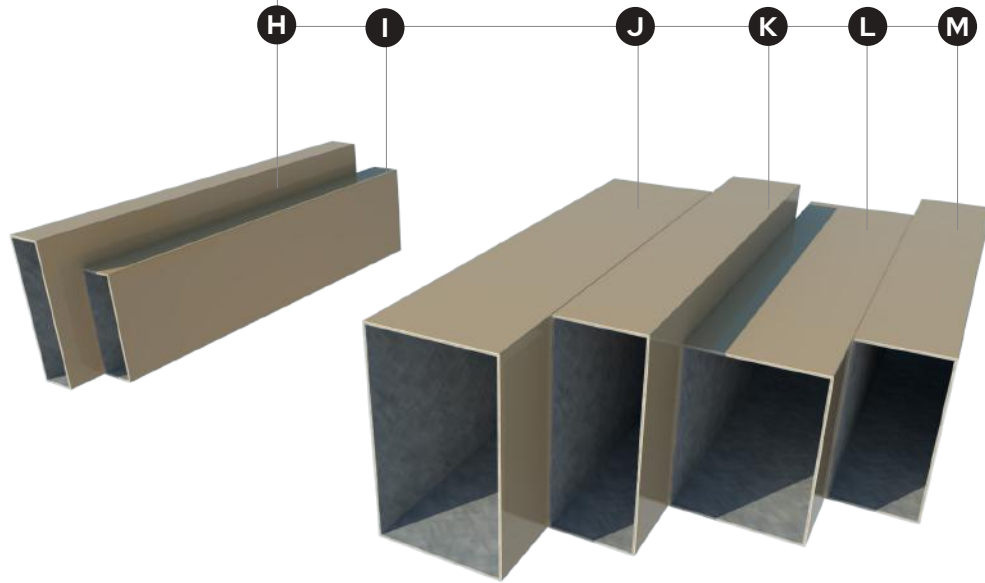
Additional Beam Sizes Available

**J** 6" x 10"

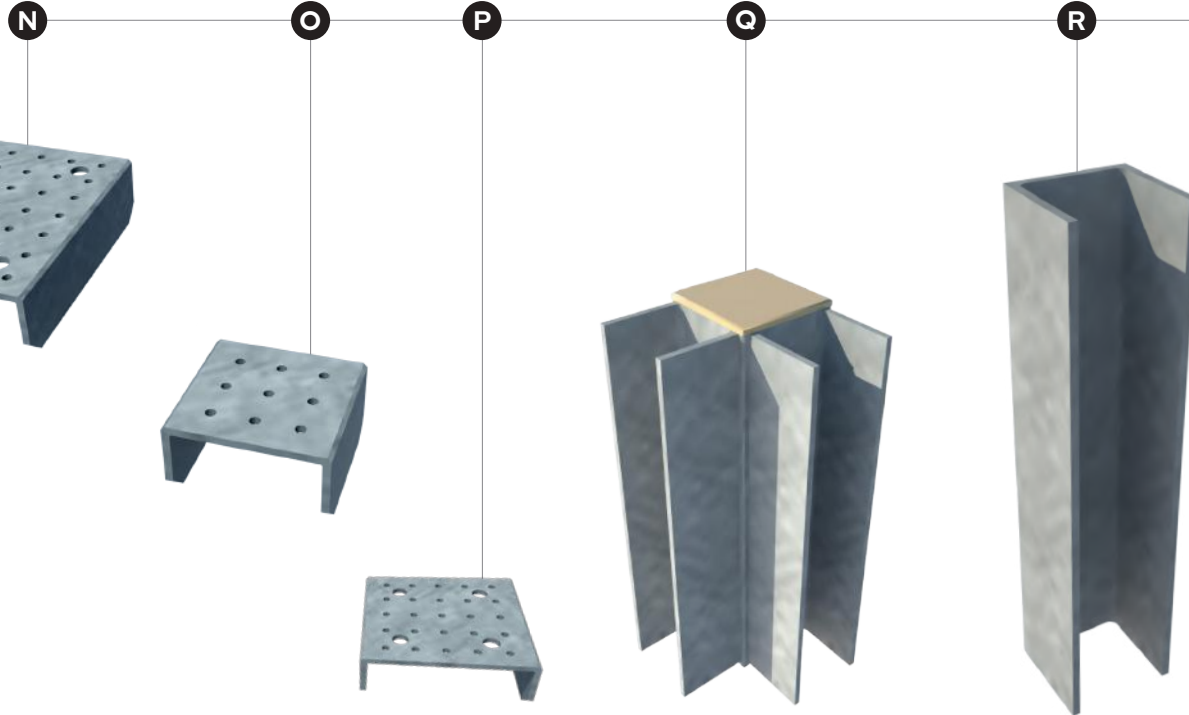
**K** 4" x 10"

**L** 6" x 8"

**M** 4" x 8"



Navigation ▶



# Connectors

Beam to Post Connector

**N** Post Bracket 8" x 8"

**O** Post Bracket 4" x 4"

**P** Post Bracket 6" x 6"

**Q** Beam Corner Connector

**R** U-Channel Connector

# Basic Components


Navigation ▼




## Gutters

- S** Gutter Corner
- T** Pass Through Gutter
- U** Gutter

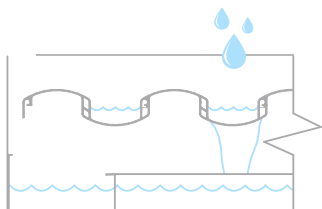
S



T



U





The unique louver profile allows the louvers to interlock, creating the largest rain channels in the industry. Thus, allowing for more water to flow freely into our 360 degree integrated gutter system. StruXure's patented Pass Through Gutter technology allows for rain water to pass from one independent zone to the next allowing for superior drainage performance.



# Louver, Pivot & Track Bar, Motor

- V** Louver
- W** Track Pin
- X** Pivot Pin
- Y** Track Bar
- Z** Cap Bar
- 1** Pivot Bar
- 2** Motor



Navigation ▼



## Somfy Technical Specifications

<b>Voltage</b>		
Input voltage	[VDC]	24
<b>Load</b>		
Static load (Fx), maximum	[N/lbs]	2500/562
Dynamic load (Fx), maximum	[N/lbs]	2500/562
<b>Stroke</b>		
Stroke length, standard	[mm]	140
<b>Current</b>		
Current consumption, rated load	[A]	1.875
<b>General Data</b>		
Speed, no load	[mm/s]	3.4
Speed, rated load	[mm/s]	2.8
Operating temperature limits	[°C]	-10/+60
Service life	[Cycles]	± 10,000
Sound level	[dB(A)]	≤ 70
Lead screw type		ACME
Protection class		IP66
Certificates		CE (EN60601-1)
Insulation		CLASS III

